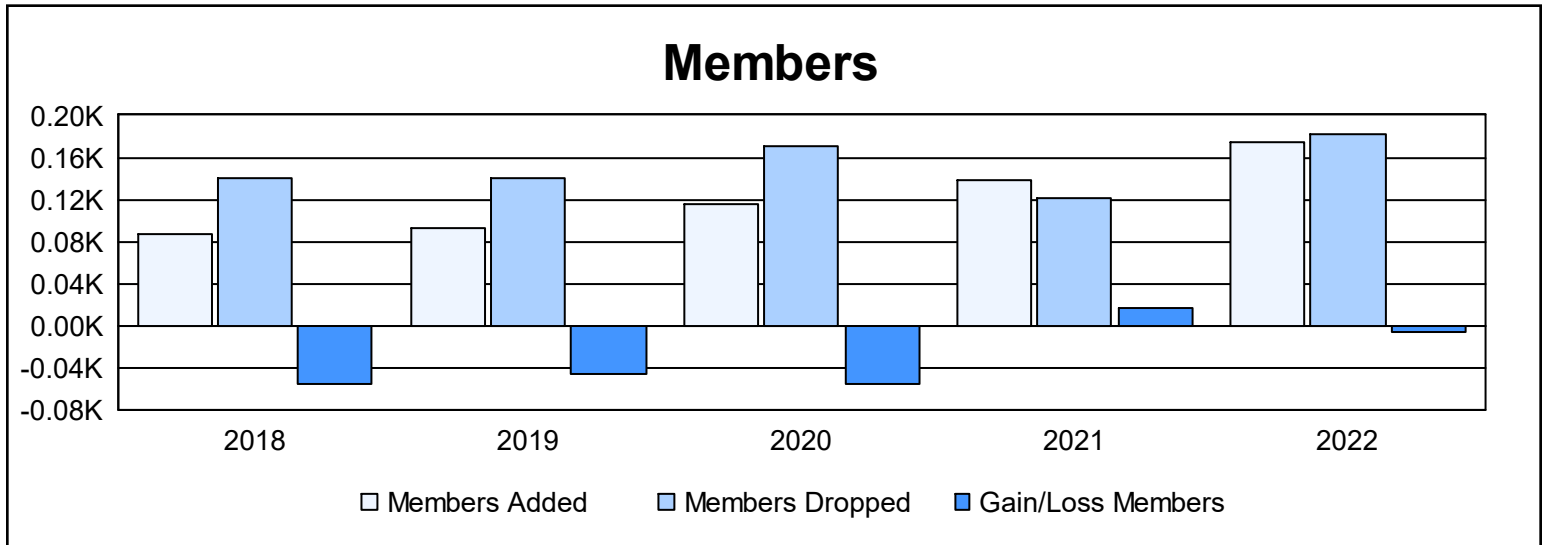
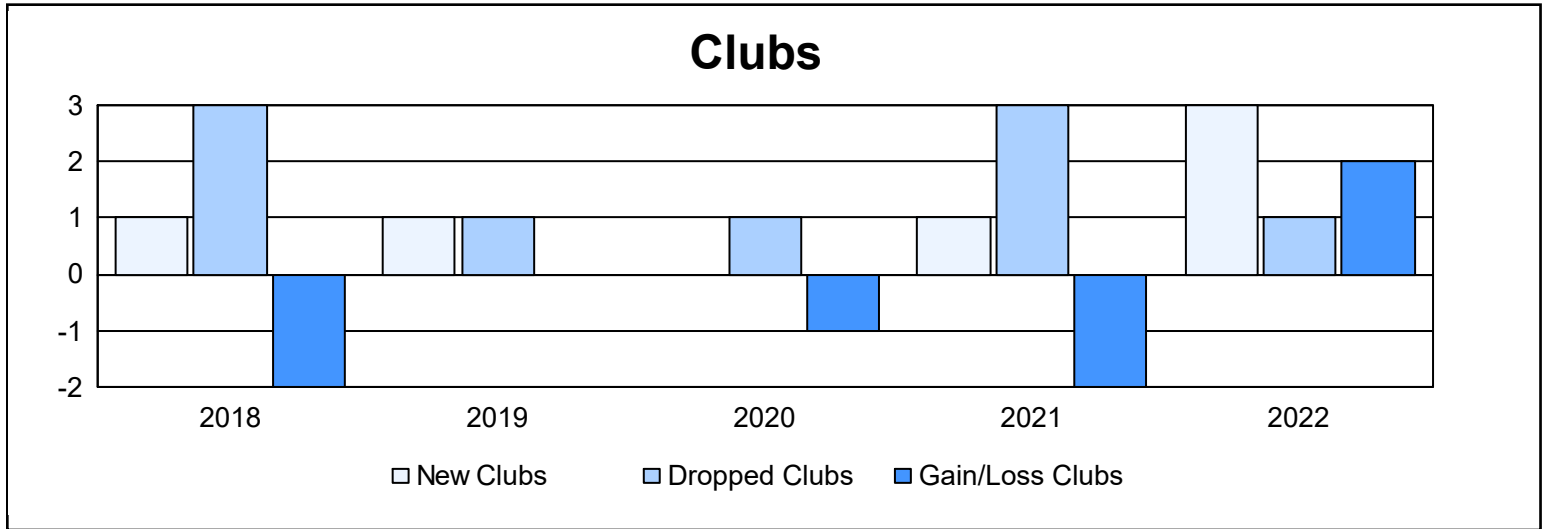
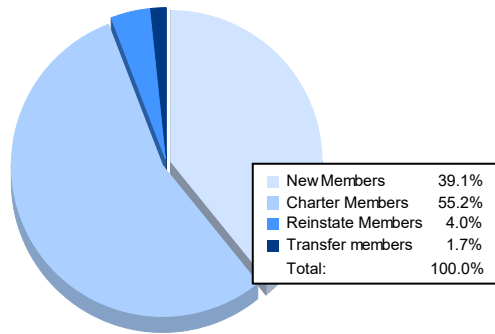


Year	New Clubs	Dropped Clubs	Gain/Loss Clubs	New Members	Charter Members	Reinstate Members	Transfer Members	Total Member Added	Total Members Dropped	Gain/Loss Members
2017-2018	1	3	-2	55	23	5	3	86	141	-55
2018-2019	1	1	0	38	41	14	0	93	140	-47
2019-2020	0	1	-1	53	46	16	0	115	171	-56
2020-2021	1	3	-2	106	24	3	5	138	121	17
2021-2022	3	1	2	68	96	7	3	174	181	-7
<b>Average</b>	<b>1</b>	<b>2</b>	<b>-1</b>	<b>64</b>	<b>46</b>	<b>9</b>	<b>2</b>	<b>121</b>	<b>151</b>	<b>-30</b>



### Membership Composition June 2022 Cumulative



### Gender Composition June 2022 Cumulative

